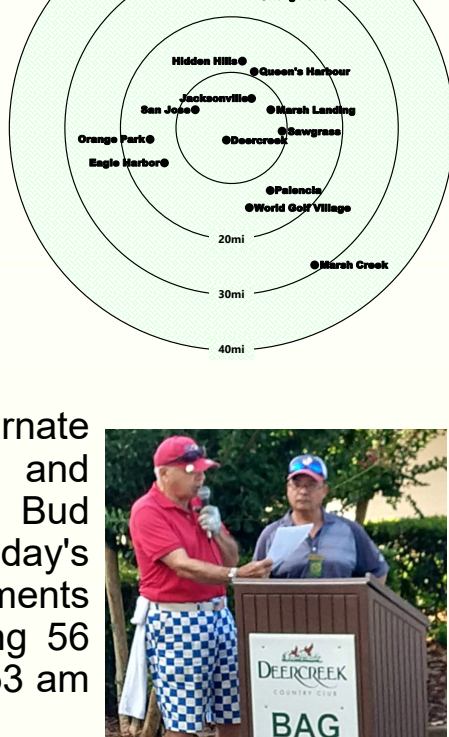


SMI NewsBrief


Monday, June 10, 2019 — Game-day facts compiled by Jack Garrity

Today's Venue

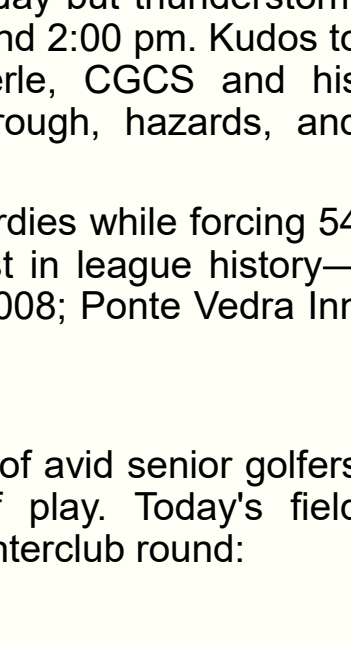
105 senior golfers from the greater Jacksonville area teed it up today at Deercreek Country Club for the 261st match in the Senior Men's Interclub series. Happily, travel expenses were minimal since Deercreek is only 4.3 miles SSW of the Interclub geocenter, which moved when Palencia rejoined the league in 2018. Just as Mercury is the nearest planet to the center of the solar system, so Deercreek CC is the nearest club to the center of the Interclub system.



Three huzzahs to our Deercreek alternate club representative, Paul Rothstein, and Deercreek's head golf professional, Bud Delores PGA, (*l-r*) for coordinating today's event and giving pre-round announcements in the bag-drop area before launching 56 carts to their starting tees between 8:53 am and 8:55 am.



Thanks to Deercreek's clubhouse staff for giving us top-notch service under the direction of their General Manager, Richard Stanfield; Catering Director, Tia Zaldski; Food & Beverage Manager, Molly Vogel; and Executive Chef: Andrew Beasley.



And our very special thanks and a tip of 105 caps go to Ria (*right*) for hustling around the course with a well stocked supply of snacks and beverages for hungry, thirsty senior golfers.

Game Day Setting

It was a typically mild, near-summer day on the First Coast for moving a golf ball across a well manicured landscape. The temperature on the starting tees was nearly 80°F; by the time we approached the finishing greens, the temperature had risen to 88°F. 10 mph breezes were the order of the day but thunderstorm activity moved onto parts of the course around 2:00 pm. Kudos to the Course Superintendent, Dan Hemmerle, CGCS and his grounds crew for keeping the fairways, rough, hazards, and greens in pristine, verdant condition.

Today's layout yielded two eagles and 55 birdies while forcing 54 pickups. Birdie production was 99th highest in league history—Deerwood allowed 122 birdies in January 2008; Ponte Vedra Inn kept us to 26 birdies in December 2010.

Special Recognition

Seven gentlemen are among a growing list of avid senior golfers who enjoy competition at SMI's level of play. Today's field included five gentlemen playing their initial Interclub round:

- Rich Pyle from Eagle Harbor
- Long Point, Billy Allen from Long Point
- Allen Ness from Marsh Creek
- Denny Roderick and Ray Wolford from San Jose.

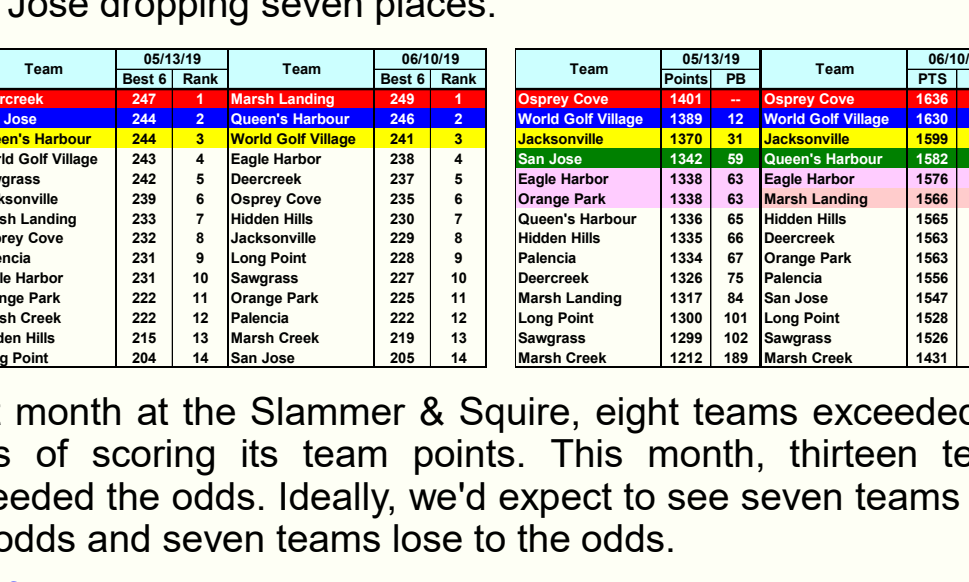
Plus two gentlemen earned a hearty round of applause for playing their 25th SMI rounds:

- Steve Malick from Deercreek
- Gary O'Brien from Queen's Harbour.

Today's Competition

In our monthly event, we compete to determine the top three teams on the day; each of the winning teams' players receives a golf-shop merchandise certificate. In addition, for each par-3 hole, the player who lands closest to the flagstick receives a sleeve of golf balls.

Charting today's scores against those made in May at the Slammer & Squire (*below*) suggests today's course, although 207 yards shorter, was of equal difficulty. While 49 percent of the players at the Slammer & Squire exceeded their handicaps, 48 percent of the players at Deercreek measured up. Said another way, the average player at the Slammer & Squire scored 37.3 points and 0.1 strokes less than a bogey player while the average player at Deercreek scored 37.5 points and 1.6 strokes less than a bogey player. 48 players reduced their indexes by shooting good scores while 26 players padded their indexes for upcoming events by shooting relatively poor scores.



Today's Leaderboards

The following tables compare the gameday and season standings at the completion of our previous event to their respective orders of finish today. In first place for the day's match, Marsh Landing catapulted from 7th place in May to edge Queen's Harbour by three points. Deercreek failed to capitalize on its home advantage, finishing twelve points back in 5th place. Compared to last month, seven teams rose and six teams fell with San Jose sliding from second place last month to finish in 14th place.

On the season, the top three teams maintained their positions while Queen's Harbour and Marsh Landing displaced San Jose and Orange Park for 4th and 6th places, respectively. In summary, four teams rose and three teams fell this month with San Jose dropping seven places.

Team	05/13/19	06/10/19	Team	05/13/19	06/10/19
Deercreek	247	1	Marsh Landing	248	1
San Jose	244	2	Queen's Harbour	246	2
Queen's Harbour	244	3	World Golf Village	245	3
World Golf Village	243	4	Eagle Harbor	238	4
Sawgrass	242	5	Deercreek	237	5
Jacksonville	239	6	Osprey Cove	235	6
Marsh Landing	233	7	Hidden Hills	230	7
Osprey Cove	232	8	Jacksonville	229	8
Palencia	231	9	Long Point	228	9
Eagle Harbor	231	10	Sawgrass	227	10
Orange Park	222	11	Orange Park	225	11
Marsh Creek	222	12	Palencia	222	12
Hidden Hills	215	13	Marsh Creek	219	13
Long Point	204	14	San Jose	209	14

Last month at the Slammer & Squire, eight teams exceeded the odds of scoring its team points. This month, thirteen teams exceeded the odds. Ideally, we'd expect to see seven teams beat the odds and seven teams lose to the odds.

[The full scoreboard is here.](#)

As today's Tournament Director, Paul Rothstein was charged with presenting 24 individual merchandise certificates redeemable in Deercreek's golf shop to the top three teams in today's event.

- 1st place Marsh Landing \$47 per man
- 2nd place Queen's Harbour \$35
- 3rd place World Golf Village \$23

Team Leaders

Generally, we say a big gun is someone who helps his team into one of the top three places by scoring at least 36 points. Why 36 points? That generally marks the line where a player overcomes 2:1 odds. 70 players crossed that threshold today; 19 of those were on the prize-winning teams. When that many players cross the 36-point outline, you can scratch your head or look for an underlying cause.

On the flip side, we observe that the seventh player on each team averages 29 points, which corresponds to 1:4 odds. Today, only ten players scored 29 points or less.

1st Place				2nd Place				3rd Place			
Team	AGS	PTS	ODDS	Team	AGS	PTS	ODDS	Team	AGS	PTS	ODDS
Aoki, Joseph ML	86	44	17:1	Mante, Ray QH	91	46	9:1	Davis, Len WG	78	43	18:1
Battreal, Marc ML	81	43	10:1	Smith, Benny QH	79	45	25:1	Goertz, Duane WG	78	42	9:1
DePinto, Tony ML	90	41	6:1	Brenner, Bill QH	95	43	5:1	Ross, Bill WG	79	42	11:1
Vines, Fred ML	91	41	4:1	O'Brien, Gary QH	84	39	4:1	Bertrub, Rob WG	82	38	6:1
Halvorsen, George ML	76	40	5:1	Felice, John QH	85	38	2:1	McMaster, Mike WG	78	38	7:1
Hamil, Ned ML	88	40	5:1					Walstatter, Ben WG	83	38	7:1
Tancredi, John ML	90	38	2:1								
McCaw, Joe ML	89	37	2:1								

Individual Leaderboard

Twelve odds-breakers filled the twelve slots shown on today's individual leaderboard (*below*). In all, 48 players beat the odds associated with their handicaps while 26 players failed to match even odds.

POINTS	
51 -- Jerry Meyer OP	
47 -- Jerry Pribanic JG	
46 -- Ron Marcocci QH	
45 -- Day Mantello MC	
45 -- Mark Dalziel SG	
45 -- Benny Smith QH	
23 -- Least points pulled	
STROKES	
73 -- Robin Luck HH	
75 -- Bob Donalty EH	
76 -- George Halvorsen ML	
76 -- Rob Flanagan JG	
77 -- Wib Finch JG	
77 -- Carl Mortensen OC	
114 -- Most strokes taken	

Outstanding Shooters

- Eagles 2 Hole 73: Bob Miller SN
- Hole 9: Mark Dalziel SG
- Birdies 3 Len Davis WG and Jerry Pinkham WG
- 55 Today's total (2018 average=62 birdies)

Closest to the Flagstick

- Hole 03 Bill Ross WG
- Hole 06 Mark Battreal ML
- Hole 11 Tony Hubbard DC
- Hole 15 Dave Daly EH

Toughest Holes

On average we record 92 pickups at each event. Today's course drew 54 pickups, the 18th easiest day of 149 recorded events. In comparison, we recorded 26 pickups at Eagle Harbor in 2006 and 31 pickups at Osprey Cove in 2016; the all-time high, 225 pickups, was set at Ponte Vedra Inn on December 10, 2010.

Today hole 4, the fourth hardest hole, and holes 6, 7, 11, the three easiest holes, drew no pickups, while hole 9, the hardest hole, tallied the most pickups, 15.

Toughest Holes							
Hole	Par	Avg	Birdies	Pars	Bogeys	Others	Pickups
9	4	5.92	2	17	27	47	15
16	4	5.51	1	13	43	38	6
13	4	5.36	1	16	47	37	4
4	4	5.18	3	25	41	36	0
2	4	5.16	2	25	47	29	2
10	5	6.10	1	31	42	28	3

Scorer's Table

Deercreek's pencils were used today since they're softer than our official SMI yellow pencil. Thanks to Paul Kunzweiler DC for volunteering as one of the three members of the scoring operation.

The first card was returned to the scorer's table at 1:36 pm which is two minutes later than standard. The last card was scanned 35 minutes later at which time the scoring operation was closed and the winners' prizes distributed.

Game Day	
Manually entered cards	0
Scanned 39-mark cards	103
Reviewed 39-mark cards	14
Scanned >39-mark cards	2
Reviewed >39-mark cards	2
Operator-amended cards	16
Multiple responses	12
Blank responses	14

In league history, an average of 29 cards were ejected for exception handling; the least number of cards ejected was 3, the largest number was 88. Generally, higher numbers are due to hard pencils supplied by the course or overly wide cards issued by the league.

Pace of Play

Coming into this match, our scorecard proxy model predicted the fastest group would finish in 4h 38m from starting tee to ending green. In fact, Group 08B was the fastest, finishing in 4h 25m. Congratulations to our pace-of-play rabbits which for the first time consisted of a threesome: Ed McCrory OC, Mile McMaster WG, and Tom Grant DC.

At the other extreme, today's turtles took 31 minutes longer to play the same course—we're still working to understand how that can happen.

Performance Forecast

Since November 2016, we have predicted the order of finish for each SMI match. Make of it what you will but our record is at least as accurate as the annual Punxsutawney Phil forecast. It certainly beats odds makers in Las Vegas and handicappers at the Orange Park Kennel Club.

This month, the forecast model performed less worthily than last month. While the rank correlation (ρ) between the forecast and actual rankings at Slammer & Squire was moderate (+0.53), the rank correlation today was weak (+0.24). In fact, both values were stronger than the correlation between the rankings at post time and finish for this year's Kentucky Derby (+0.17). That result may have been thrown out of whack when the stewards disqualified Maximum Security for swerving into the paths of War of Will and Long Range Toddy.

Forecast			Outcome		
Rank	Team	Pts	Rank	Team	Pts
1	SC	241	1	ML	240
2	DC	236	2	QH	246
3	ML	235	3	WG	241
4	OC	230	4	EH	238
5	HH	229	5	DC	237
6	LP	227	6	OC	235
7	QH	220	7	HH	230
8	SN	218	8	JG	229
9	EH	218	9	LP	228
10	WG	216	10	SG	227
11	OP	216	11	OP	225
12	MC	214	12	PA	222
13	JG	213	13	MC	219
14	PA	203	14	SN	205

$\rho = +0.24$

2019 Kentucky Derby

$\rho = +0.17$

Next Match

What: Eighth match in the 2019 season
 When: 9:00 am, Monday, August 19, 2019
 Where: The Club at Osprey Cove
 A Mark McCumber design (2004)
 5,713 yards, 68.3/125/91.5 (course/slope/bogey)
 Who: Jon Peterson, Tournament Director
 Rob Ellis, PGA, Head Professional
 Defending: Last time here, in June 2018, San Jose claimed first place by a hefty five-point margin over long point while Osprey Cove failed to take advantage of its home team advantage by finishing seven points back in 3rd place.

Financial News

Bruce MacDonald QH, the league treasurer, filed his latest end-of-month report as shown in the table below. The current balance increases each month in order to fund the team prizes and door prizes that will be distributed at our season-ending Barney Poston Cup event.

Date	Description	Income	Expense	Balance
12/03/18	BALANCE FORWARD			\$ 505.94
12/03/18	SMI Prize Fund: 112 PA rounds @ \$3	\$ 336.00		841.94
01/14/19	SMI Annual Meeting: Scott Johnson, Golf Genius		\$ 20.00	821.94
01/14/19	SMI Prize Fund: 112 JG rounds @ \$3	\$ 336.00		1,157.94
02/04/19	SMI Prize Fund: 112 QH rounds @ \$3	\$ 336.00		1,493.94
03/11/19	SMI Prize Fund: 111 SN rounds @ \$3	\$ 333.00		1,826.94
04/08/19	SMI Prize Fund: 98 OP rounds @ \$3	\$ 294.00		2,120.94
05/13/19	SMI Prize Fund: 110 SS rounds @ \$3	\$ 330.00		2,450.94
06/10/19	SMI Prize Fund: 105 DC rounds @ \$3	\$ 315.00		2,765.94

Website News

We're trying to make the website more user friendly on smart phones. You can now submit your rosters from your phone. It seems to be best in landscape mode (phone sideways). Give it a try and let the webmaster know how it works.

Support fellow-competitor Tex Blinn who has sponsored us for many years with an advertisement on our web pages. His latest ad is tagged as *Lewis Blinn, Contractor* on our [Home Page](#). Tex plays out of Hidden Hills Golf Club. He's a very good contractor and is ready to serve your remodeling needs. Give him a try.

Clicking on Google ads pays off. Doing so from our webpages puts cash in our bank account. Each click generates income that helps to offset the annual cost of our web site. Google last sent us a check for \$101.78. Our earnings as of October 2019 are at \$86.36 which is up \$6.19 since the last report. Google will pay us when the amount due is \$100 or more.